

S.W.G.	Thickness (mm)	B.G.	Weight (Kg/m ²)
4	6.35	4	49.8
	5.89		46.2
5	5.72	5	44.8
	5.39		42.3
	5.03		39.4
6	4.48	6	38.3
	4.47		35.1
7	4.06	7	31.9
	3.99		31.3
	3.64		28.5
8	3.53	8	27.7
	3.25		25.5
9	3.18	9	24.9
	2.95		23.1
	2.82		22.1
10	2.64	10	20.7
	2.52		19.7
11	2.34	11	18.3
	2.24		17.5
	2.03		15.9
12	1.98	12	15.5
	1.83		14.3
13	1.75	13	13.8
	1.63		12.8
	1.59		12.5
14	1.42	14	11.2
	1.4		11
15	1.26	15	9.86
	1.21		9.52
	1.12		8.77
16	1.02	16	7.97
	0.99		7.77
17	0.91	17	7.17
	0.89		6.95
	0.81		6.37
18	0.79	18	6.18
	0.71		5.54
19	0.63	19	4.92
	0.61		4.76
	0.56		4.38
20	0.51	20	3.98
	0.5		3.9
21	0.46	21	3.59
	0.43		3.39
	0.42		3.29



Length	
1 inch = 25.4mm	1 mm = 0.03437"
1 ft = 304.0mm	1 m = 3.2808ft
1 yard = 0.9144mm	1 m = 1.09936yards

Area	
1 inch ² = 645.16mm ²	1 mm ² = 0.00155"
1 ft ² = 0.0929m ²	1 m ² = 10.765ft ²

Volume	
1" ³ = 16.387cm ³	1 cm ³ = 0.610"
1 ft ³ = 0.02832m ³	1 dm ³ = = 0.0353ft ³
1 fluid oz = 28.41ml	1 m ³ = 1.3080 yards ³
1 pint = 0.5683 litre	1 ltr = 1.76 pints
1 gallon = 4.546 litre	1 hectolitre = 21.997 gallons

Stress	
1 lbf/" ² = 0.006895 N/m ²	1 N/m ² = 145.038 lbf/" ²
1 tonf/" ² = 15.444 N/m ²	1 N/mm ² = 0.6350 tonf/" ²

Weight	
1 oz = 28.35g	1 g = 0.035274oz
1 pound = 0.4356kg	1 kg = 2.204621 lb
1 ton = 1.01605tonnes	1 tonne = 0.9842ton

Velocity	
1 ft/min = 5.08mm/sec	1 mm/sec = 0.19685ft/min
1 mile/hour = 1.609334 km/hour	1 km/hour = 0.621371 miles/hour

Weight/Length	
1 lb/ft = 1.4882kg/m	1 kg/m = 0.6720lbf/ft

Density	
1 lb/ft ³ = 16.085kg/m ³	1 kg/m ³ = 62428lb/ft ³
1 lb/gallon = 0.099766g/cm ³	1 g/cm ³ = 10.0224lb/gallon

Pressure	
1 in H ₂ O = 1.868mm Hg	1 mm Hg = 0.5352 in H ₂ O
1 bar = 0.9869atm	1 atm = 1.013bar
1 lbf/ft ² = 47.88N/m ²	1 N/m ² = 0.02089lbf/ft ²

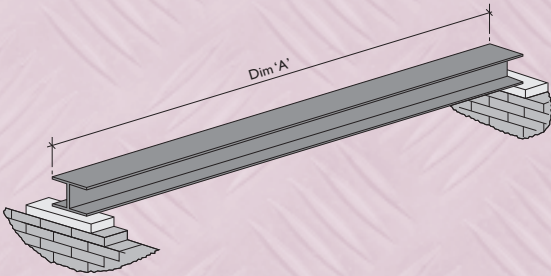
Flow Rates	
1 gallons/min = 0.2728m ³ /hour	1 m ³ /hour = 3.666gallons/min
1 ft ³ /min = 0.4719litre/sec	1 litre/sec = 2.119ft ³ /min

Second Moment of Area	
1 inch ⁴ = 41.623cm ⁴	1 cm ⁴ = 0.024025inch ⁴
1 ft ⁴ = 8.631x103m ⁴	1 m ⁴ = 115.86ft ⁴

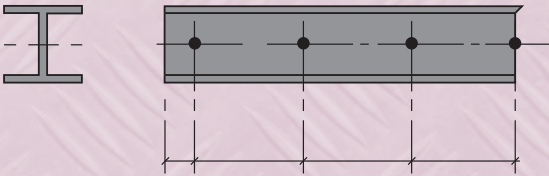
Torque	
1 lbt in = 0.1130N/m	1 N/m = 8.851lb/ft
1 lgt/ft = 0.1386kg/fm	1 kg/fm = 7.233lb/ft

Energy	
1 BTU = 1.0551kj	1 kj = 0.9478BTU
1 Hp/hour = 0.7457kw/hour	1 kw/hour = 1.341Hp/hour
1 ft/lbf = 0.3238 calories	1 calories = 3.0880ft/lbf

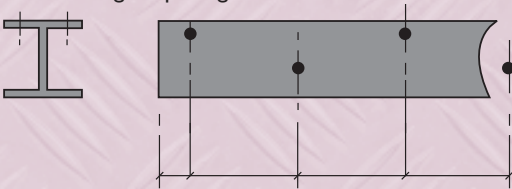
Force	
1 lbf = 4.448N	1 N = 0.2248lbf
1 tonf = 9.964kn	1 kn = 0.1004tonf



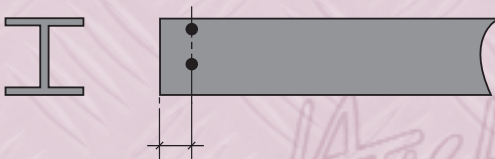
Ref 1 - Through web



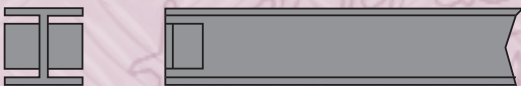
Ref 2 - Through top flange



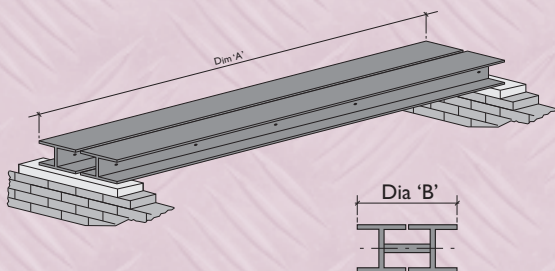
Ref 3 - Hold down bolts



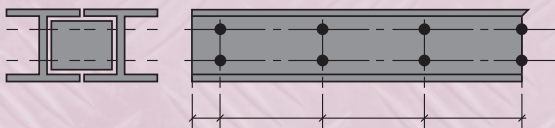
Ref 4 - Drag cleats



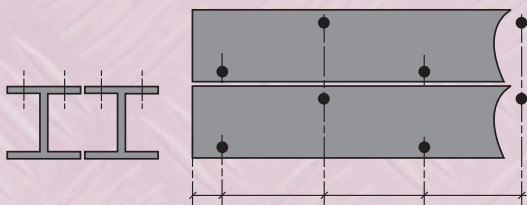
- continued



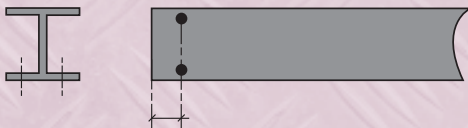
Ref 1 - Through web




Ref 2 - Through top flange

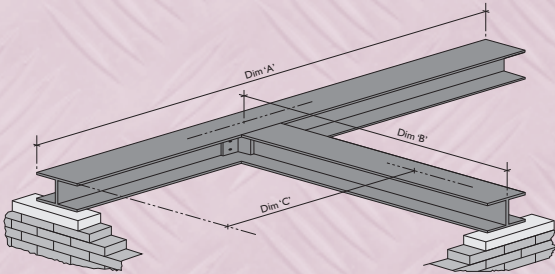


Ref 3 - Hold down bolts

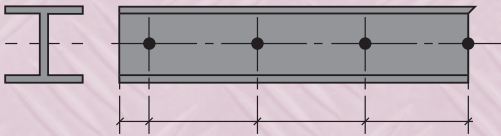


Ref 4 - Drag cleats

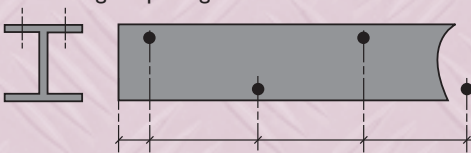




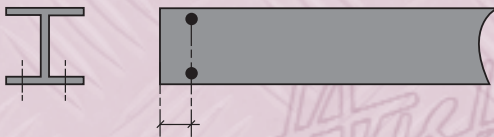
Ref 1 - Through web



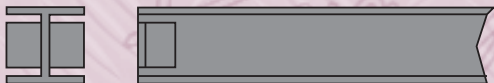
Ref 2 - Through top flange

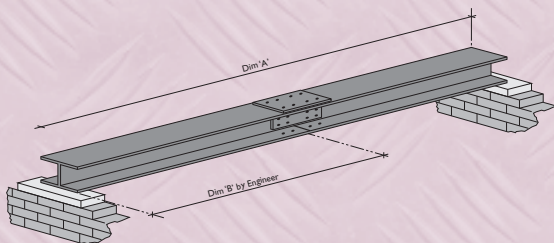


Ref 3 - Hold down bolts

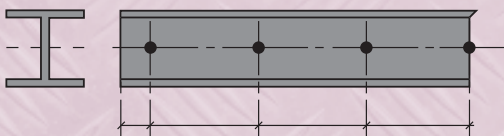


Ref 4 - Drag cleats

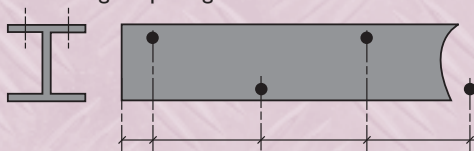




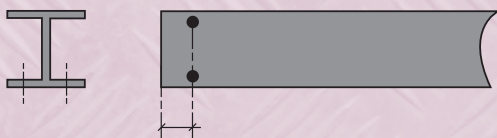
Ref 1 - Through web




Ref 2 - Through top flange

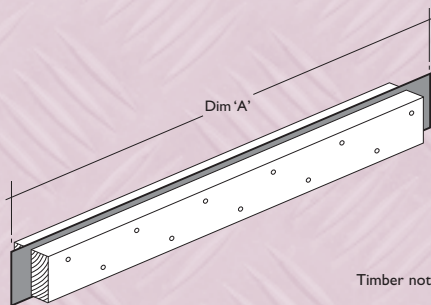
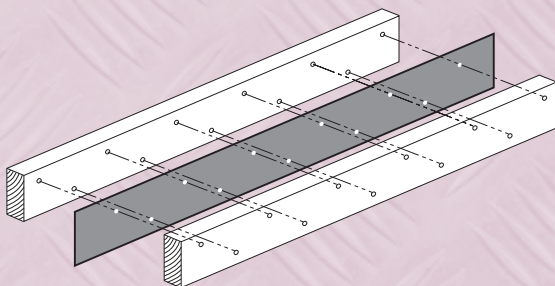


Ref 3 - Hold down bolts



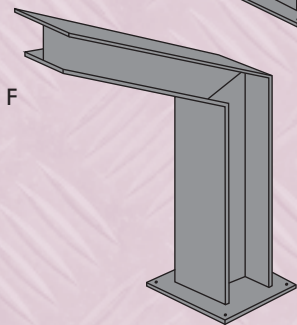
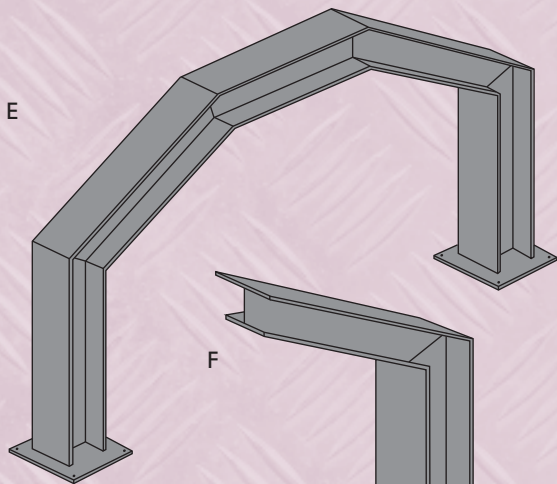
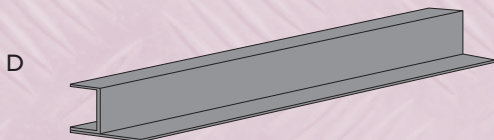
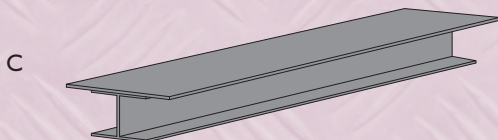
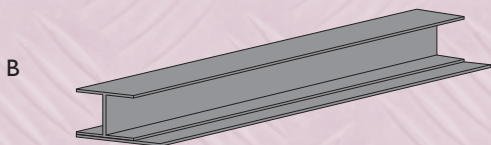
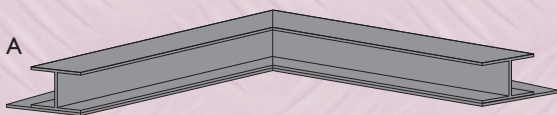
Ref 4 - Drag cleats





Timber not supplied.

Austen
Knapman

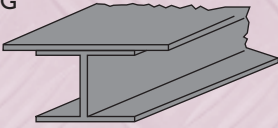


Different Plating Options

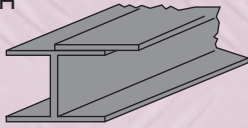


- Other fabrication options available

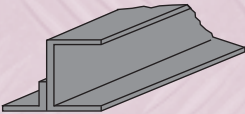
G



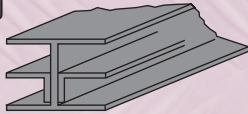
H



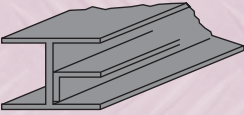
I



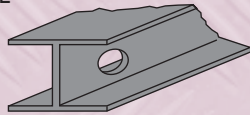
J



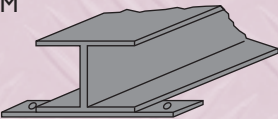
K



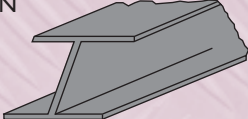
L



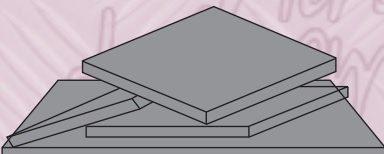
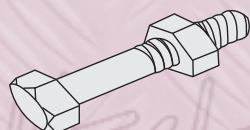
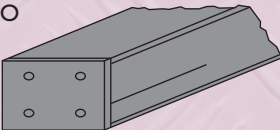
M



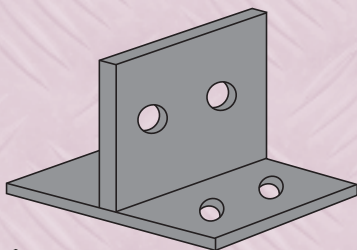
N




O




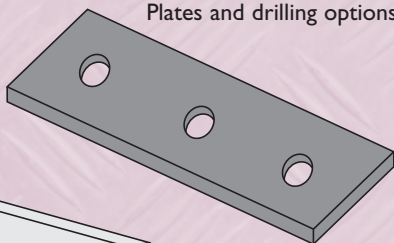
Tee Bracket



Cleat



Plates and drilling options



Post Shoes