

Please visit our trade counter, where as well as being able to serve you with your steel requirements we can offer the following products:

Power Tools:

- Main agents for Hitachi, Ryobi, Dewalt and Hi-Tech Evolution, AEG
- From 12v drill drivers to 24v SDS hammer drills, angle grinders to bench grinders or saws to bandsaws, we can supply whatever you need
- Power tool repairs



Hand Tools:

- Stockists for Irwin, Bahco, Stanley, Wera, Faithfull and Fisco
- Wide range of hand tools in stock
- Cutting, grinding, sanding discs, TCT blades and diamond blades



Safety Equipment:

- Safety footwear
- Gloves
- Hi-Vis coats, trousers and waistcoats
- Waterproof clothing



Welding Equipment:

MIG • ARC • PLASMA • TIG • GAS

- Main agents for Butters AMT, Cebora and S.I.P.
- Large range of machines in stock
- Demonstrations upon request
- Welding helmets. Standard and fully automatic
- Full range of consumables
- Wide range of mig wire, welding rods and brazing rods





Paint:

Stockists of

- Red and grey oxide
- Black gloss
- Thinners
- Galvanising paint
- Aluminium paint
- Rust proof paint































Fixings:































- We can supply a wide range of fixings to suit your needs
- High tensile bolts, nuts and washers
- Carriage bolts
- Sleeve anchors
- Thunderbolts
- Hook bolts
- Gate fittings
- Roofing screws
- Chemical anchor
- Sealants





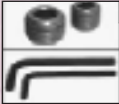













Visit our website www.austenknappman.co.uk for access to full toolbank catalogue and online ordering.

To speak to someone regarding any of our ancillary products please phone direct on 01803 555051.



	101 A27 B34 C42 D48 E60		101 C42/B34 D48/C42 E60/D48 B34/C42 C42/D48		104 A27 B34 C42 D48 E60
	116 A27 B34 C42 D48 E60		119 A27 B34 C42 D48 E60		119 C48/D48
 60°-70°	123 D48	 15°-60°	124 B34 C42 D48		125 A27 B34 C42 D48 E60
 30°-45°	127 B34 C42 D48		128 A27 B34 C42 D48 E60	 30°-60°	129 B34 C42 D48
 30°-45°	130 B34 C42 D48		131 A27 B34 C42 D48 E60		132 A27 B34 C42 D48 E60
 Plastic	133 A27 B34 C42 D48 E60		134 B34 C42 D48		135 A27 B34 C42 D48 E60
	136 C42 D48		137 D48		138 A27 B34 C42 D48
	140 A27 B34 C42 D48		143 A27 B34 C42 D48		144 B34 C42 D48
	145 B34 C42 D48		146 B34 C42 D48		147 B34 C42 D48
	148 A27 B34 C42 D48 E60		149 A27 B34 C42 D48 E60		150 B34 C42 D48

	152 B34 C42 D48		153 B34 C42 D48		154 B34 C42 D48
	155 B34 C42 D48		156 B34 C42 D48		158 A27 B34 C42 D48 E60
	160 A27 B34 C42 D48 E60		161 A27 B34 C42 D48 E60		161 C42/B34 D48/B34 D48/C42 E60/D48
	165 B34 C42 D48 E60		166 D48		167 A27 B34 C42 D48 E60
	167M A27 B34 C42 D48 E60		168 A27 B34 C42 D48 E60		168M A27 B34 C42 D48 E60
	175 D48		175M D48		176 A27 B34 C42 D48 E60
	179 A27 B34 C42 D48		182 B34 C42 D48		185 D48
	191 D48		192 B34 C42 D48		198 D48
	169 A27 B34 C42 D48 E60		169M		170 A27 B34 C42 D48 E60
	171 A27 B34 C42 D48 E60		173 A27 B34 C42 D48 E60		173F A27 B34 C42 D48 E60

	173M A27 B34 C42 D48 E60		174 D48		174M D48
	199 D48		300* 301*		302
	305 Plastic		310		333* A27 B34 C42 D48 E60 Aluminium
	390		392 D48		394
	370 A27 B34 C42 D48 E60		371 A27 B34 C42 D48 E60		372 A27 B34 C42 D48 E60
	353 D48		354 D48		355 D48

All Tube clamp fittings are supplied ready galvanised.

Austen
Knapman



Description	Ref	Size A 26.9mm O/D	Size B 33.7mm O/D	Size C 42.4mm O/D	Size D 48.3mm O/D	Size E 60.3mm O/D
Short tee	101	X	X	X	X	X
Long tee	104	X	X	X	X	X
Corner	116	X	X	X	X	X
Two socket cross	119	X	X	X	X	X
Variable elbow 15-60°	124		X	X	X	
90° elbow	125	X	X	X	X	X
Angle cross for slope up to 45°	126		X	X	X	
Angle tee for slope up to 45°	127		X	X	X	
3 way 90° elbow	128	X	X	X	X	X
Adjustable short tee 30-60°	129		X	X	X	
Two socket cross with Adjustable centre 30-45°	130		X	X	X	
Base flange/ wall pad	131	X	X	X	X	X
Railing base flange	132	X	X	X	X	X
Stop ends (plastic)	133		X	X	X	X
Ground socket	134	X	X	X	X	
Clamp on tee	135	X	X	X	X	X
Gate eye	138	X	X	X	X	
Gate hinge	140	X	X	X	X	
Handrail bracket	143		X	X	X	
Railing side support-vertical base	144		X	X	X	
Railing side support-horizontal base	145		X			
Side palm fixing	146		X	X	X	
Internal swivel tee	147	X	X	X	X	
Short tee swivel	148	X	X	X	X	X
Sleeve joint	149		X	X	X	X
Internal joint	150	X	X	X	X	
Four way cross with centre tube	158	X	X	X	X	X
Clamp on crossover	160	X	X	X	X	X
90° crossover	161	X	X	X	X	X
Combination socket tee and crossover	165	X	X	X	X	X
Double male section of swivel	167M	X	X	X	X	X
Double swivel combination	167	X	X	X	X	X
90° corner swivel combination	168		X	X	X	
90° corner swivel Male section	168M		X	X	X	
Swivel base	169	X	X	X	X	X
Swivel base section	169M	X	X	X	X	X
Mesh Panel clips(single)	170	X	X	X	X	X
Mesh panel clips (double)	171	X	X	X	X	X

Description	Ref	Size A 26.9mm O/D	Size B 33.7mm O/D	Size C 42.4mm O/D	Size D 48.3mm O/D	Size E 60.3mm O/D
Female section of swivel	173F	X	X	X	X	X
Single male section of swivel	173M	X	X	X	X	X
Single swivel combination	173	X	X	X	X	X
Side outlet tee	176	X	X	X	X	X
Locking collar	179	X	X	X	X	X
Hook	182	X	X	X	X	X
27½° Eaves Fitting	185				X	
27½° Ridge fitting	191				X	
Base flange weather shield	192		X	X	X	
Adjustable fixing bracket	199			X	X	
Base flange	152				X	
Short tee	153				X	
Angle Elbow	154				X	
Long Tee	155				X	
Two socket cross	156				X	

Accessories - Allen keys, ratchet, extra set screws available on request.
Also available: 90° reducing crossover - Ref 161, in C-B, D-B and D-C.

Welding Elbows

	Outside Dia (mm) (inch)	Nominal Bore (mm) (inch)	Wall Thickness (mm)	Radius & Centre to Face (mm)
WE-3	33.7 1 11/32th	25 1	2.6	38.0
WE-4	42.2 1 11/16th	32 1¼	2.6	47.5
WE-5	48.3 29/32th	40 1½	2.6	57.0
WE-6	60.3 2 3/8	50 2"	2.9	76.0
WE-7	76.1 3	65 2½	2.9	95.0
WE-8	88.9 3½	80 3	3.2	114.0
WE-9	114.3 4½	100 4	3.6	152.0
WE-10	139.7 5½	125 5	4	190.0
WE-11	168.3 6 5/8	150 6	4.5	229.0

(Not for use in pressure applications). Self Colour only.



