

Please visit our trade counter, where as well as being able to serve you with your steel requirements we can offer the following products:

### Power Tools:

- Main agents for Hitachi, Ryobi, Dewalt and Hi-Tech Evolution, AEG
- From 12v drill drivers to 24v SDS hammer drills, angle grinders to bench grinders or saws to bandsaws, we can supply whatever you need
- Power tool repairs



### Hand Tools:

- Stockists for Irwin, Bahco, Stanley, Wera, Faithfull and Fisco
- Wide range of hand tools in stock
- Cutting, grinding, sanding discs, TCT blades and diamond blades



### Safety Equipment:

- Safety footwear
- Gloves
- Hi-Vis coats, trousers and waistcoats
- Waterproof clothing



### Welding Equipment:

MIG • ARC • PLASMA • TIG • GAS

- Main agents for Butters AMT, Cebora and S.I.P.
- Large range of machines in stock
- Demonstrations upon request
- Welding helmets. Standard and fully automatic
- Full range of consumables
- Wide range of mig wire, welding rods and brazing rods





## Paint:

Stockists of

- Red and grey oxide
- Black gloss
- Thinners
- Galvanising paint
- Aluminium paint
- Rust proof paint

## Fixings:































- We can supply a wide range of fixings to suit your needs
- High tensile bolts, nuts and washers
- Carriage bolts
- Sleeve anchors
- Thunderbolts
- Hook bolts
- Gate fittings
- Roofing screws
- Chemical anchor
- Sealants



















**Visit our website [www.austenknappman.co.uk](http://www.austenknappman.co.uk) for access to full toolbank catalogue and online ordering.**

**To speak to someone regarding any of our ancillary products please phone direct on 01803 555051.**



|  |   |  |   |  |  |
|--|---|--|---|--|--|
|  | <b>I01</b><br>A27<br>B34<br>C42<br>D48<br>E60             |  | <b>I01</b><br>C42/B34<br>D48/C42<br>E60/D48<br>B34/C42<br>C42/D48 |  | <b>I04</b><br>A27<br>B34<br>C42<br>D48<br>E60  |
|  | <b>I116</b><br>A27<br>B34<br>C42<br>D48<br>E60            |  | <b>I119</b><br>A27<br>B34<br>C42<br>D48<br>E60                    |  | <b>I119</b><br>C48/D48                         |
|  | <b>I123</b><br>60°-70°<br>D48                             |  | <b>I124</b><br>15°-60°<br>B34<br>C42<br>D48                       |  | <b>I125</b><br>A27<br>B34<br>C42<br>D48<br>E60 |
|  | <b>I127</b><br>30°-45°<br>B34<br>C42<br>D48               |  | <b>I128</b><br>A27<br>B34<br>C42<br>D48<br>E60                    |  | <b>I129</b><br>30°-60°<br>B34<br>C42<br>D48    |
|  | <b>I130</b><br>30°-45°<br>B34<br>C42<br>D48               |  | <b>I131</b><br>A27<br>B34<br>C42<br>D48<br>E60                    |  | <b>I132</b><br>A27<br>B34<br>C42<br>D48<br>E60 |
|  | <b>I133</b><br>Plastic<br>A27<br>B34<br>C42<br>D48<br>E60 |  | <b>I134</b><br>B34<br>C42<br>D48                                  |  | <b>I135</b><br>A27<br>B34<br>C42<br>D48<br>E60 |
|  | <b>I136</b><br>C42<br>D48                                 |  | <b>I137</b><br>D48  |  | <b>I138</b><br>A27<br>B34<br>C42<br>D48        |
|  | <b>I140</b><br>A27<br>B34<br>C42<br>D48                   |  | <b>I143</b><br>A27<br>B34<br>C42<br>D48                           |  | <b>I144</b><br>B34<br>C42<br>D48               |
|  | <b>I145</b><br>B34<br>C42<br>D48                          |  | <b>I146</b><br>B34<br>C42<br>D48                                  |  | <b>I147</b><br>B34<br>C42<br>D48               |
|  | <b>I148</b><br>A27<br>B34<br>C42<br>D48<br>E60            |  | <b>I149</b><br>A27<br>B34<br>C42<br>D48<br>E60                    |  | <b>I150</b><br>B34<br>C42<br>D48               |

|   |  |   |   |   |  |
|---|--|---|---|---|--|
|    | <b>152</b><br>B34<br>C42<br>D48                |    | <b>153</b><br>B34<br>C42<br>D48               |    | <b>154</b><br>B34<br>C42<br>D48                        |
|    | <b>155</b><br>B34<br>C42<br>D48                |    | <b>156</b><br>B34<br>C42<br>D48               |    | <b>158</b><br>A27<br>B34<br>C42<br>D48<br>E60          |
|    | <b>160</b><br>A27<br>B34<br>C42<br>D48<br>E60  |    | <b>161</b><br>A27<br>B34<br>C42<br>D48<br>E60 |    | <b>161</b><br>C42/B34<br>D48/B34<br>D48/C42<br>E60/D48 |
|    | <b>165</b><br>B34<br>C42<br>D48<br>E60         |    | <b>166</b><br>D48                             |    | <b>167</b><br>A27<br>B34<br>C42<br>D48<br>E60          |
|   | <b>167M</b><br>A27<br>B34<br>C42<br>D48<br>E60 |   | <b>168</b><br>A27<br>B34<br>C42<br>D48<br>E60 |   | <b>168M</b><br>A27<br>B34<br>C42<br>D48<br>E60         |
|  | <b>175</b><br>D48                              |  | <b>175M</b><br>D48                            |  | <b>176</b><br>A27<br>B34<br>C42<br>D48<br>E60          |
|  | <b>179</b><br>A27<br>B34<br>C42<br>D48         |  | <b>182</b><br>B34<br>C42<br>D48               |  | <b>185</b><br>D48                                      |
|  | <b>191</b><br>D48                              |  | <b>192</b><br>B34<br>C42<br>D48               |  | <b>198</b><br>D48                                      |
|  | <b>169</b><br>A27<br>B34<br>C42<br>D48<br>E60  |  | <b>169M</b>                                   |  | <b>170</b><br>A27<br>B34<br>C42<br>D48<br>E60          |
|  | <b>171</b><br>A27<br>B34<br>C42<br>D48<br>E60  |  | <b>173</b><br>A27<br>B34<br>C42<br>D48<br>E60 |  | <b>173F</b><br>A27<br>B34<br>C42<br>D48<br>E60         |

|  |  |   |   |  |  |
|--|--|---|---|--|--|
|             | <b>173M</b><br>A27<br>B34<br>C42<br>D48<br>E60 |    | <b>174</b><br>D48                             |               | <b>174M</b><br>D48                             |
|             | <b>199</b><br>D48                              |    | <b>300*</b><br>301*                           |               | <b>302</b>                                     |
| <br>Plastic | <b>305</b>                                     |    | <b>310</b>                                    | <br>Aluminium | <b>333*</b><br>A27<br>B34<br>C42<br>D48<br>E60 |
|             | <b>390</b>                                     |    | <b>392</b><br>D48                             |               | <b>394</b>                                     |
|            | <b>370</b><br>A27<br>B34<br>C42<br>D48<br>E60  |   | <b>371</b><br>A27<br>B34<br>C42<br>D48<br>E60 |              | <b>372</b><br>A27<br>B34<br>C42<br>D48<br>E60  |
|           | <b>353</b><br>D48                              |  | <b>354</b><br>D48                             |             | <b>355</b><br>D48                              |

All Tube clamp fittings are supplied ready galvanised.

Austen  
Knapman



| Description                                    | Ref  | Size A<br>26.9mm<br>O/D | Size B<br>33.7mm<br>O/D | Size C<br>42.4mm<br>O/D | Size D<br>48.3mm<br>O/D | Size E<br>60.3mm<br>O/D |
|--|------|-------------------------|-------------------------|-------------------------|-------------------------|-------------------------|
| Short tee                                      | 101  | X                       | X                       | X                       | X                       | X                       |
| Long tee                                       | 104  | X                       | X                       | X                       | X                       | X                       |
| Corner   | 116  | X                       | X                       | X                       | X                       | X                       |
| Two socket cross                               | 119  | X                       | X                       | X                       | X                       | X                       |
| Variable elbow 15-60°                          | 124  |                         | X                       | X                       | X                       |                         |
| 90° elbow                                      | 125  | X                       | X                       | X                       | X                       | X                       |
| Angle cross for slope up to 45°                | 126  |                         | X                       | X                       | X                       |                         |
| Angle tee for slope up to 45°                  | 127  |                         | X                       | X                       | X                       |                         |
| 3 way 90° elbow                                | 128  | X                       | X                       | X                       | X                       | X                       |
| Adjustable short tee 30-60°                    | 129  |                         | X                       | X                       | X                       |                         |
| Two socket cross with Adjustable centre 30-45° | 130  |                         | X                       | X                       | X                       |                         |
| Base flange/ wall pad                          | 131  | X                       | X                       | X                       | X                       | X                       |
| Railing base flange                            | 132  | X                       | X                       | X                       | X                       | X                       |
| Stop ends (plastic)                            | 133  |                         | X                       | X                       | X                       | X                       |
| Ground socket                                  | 134  | X                       | X                       | X                       | X                       |                         |
| Clamp on tee                                   | 135  | X                       | X                       | X                       | X                       | X                       |
| Gate eye                                       | 138  | X                       | X                       | X                       | X                       |                         |
| Gate hinge                                     | 140  | X                       | X                       | X                       | X                       |                         |
| Handrail bracket                               | 143  |                         | X                       | X                       | X                       |                         |
| Railing side support-vertical base             | 144  |                         | X                       | X                       | X                       |                         |
| Railing side support-horizontal base           | 145  |                         | X                       |                         |                         |                         |
| Side palm fixing                               | 146  |                         | X                       | X                       | X                       |                         |
| Internal swivel tee                            | 147  | X                       | X                       | X                       | X                       |                         |
| Short tee swivel                               | 148  | X                       | X                       | X                       | X                       | X                       |
| Sleeve joint                                   | 149  |                         | X                       | X                       | X                       | X                       |
| Internal joint                                 | 150  | X                       | X                       | X                       | X                       |                         |
| Four way cross with centre tube                | 158  | X                       | X                       | X                       | X                       | X                       |
| Clamp on crossover                             | 160  | X                       | X                       | X                       | X                       | X                       |
| 90° crossover                                  | 161  | X                       | X                       | X                       | X                       | X                       |
| Combination socket tee and crossover           | 165  | X                       | X                       | X                       | X                       | X                       |
| Double male section of swivel                  | 167M | X                       | X                       | X                       | X                       | X                       |
| Double swivel combination                      | 167  | X                       | X                       | X                       | X                       | X                       |
| 90° corner swivel combination                  | 168  |                         | X                       | X                       | X                       |                         |
| 90° corner swivel Male section                 | 168M |                         | X                       | X                       | X                       |                         |
| Swivel base                                    | 169  | X                       | X                       | X                       | X                       | X                       |
| Swivel base section                            | 169M | X                       | X                       | X                       | X                       | X                       |
| Mesh Panel clips(single)                       | 170  | X                       | X                       | X                       | X                       | X                       |
| Mesh panel clips (double)                      | 171  | X                       | X                       | X                       | X                       | X                       |

| Description                   | Ref  | Size A<br>26.9mm<br>O/D | Size B<br>33.7mm<br>O/D | Size C<br>42.4mm<br>O/D | Size D<br>48.3mm<br>O/D | Size E<br>60.3mm<br>O/D |
|-------------------------------|------|-------------------------|-------------------------|-------------------------|-------------------------|-------------------------|
| Female section of swivel      | 173F | X                       | X                       | X                       | X                       | X                       |
| Single male section of swivel | 173M | X                       | X                       | X                       | X                       | X                       |
| Single swivel combination     | 173  | X                       | X                       | X                       | X                       | X                       |
| Side outlet tee               | 176  | X                       | X                       | X                       | X                       | X                       |
| Locking collar                | 179  | X                       | X                       | X                       | X                       | X                       |
| Hook                          | 182  | X                       | X                       | X                       | X                       | X                       |
| 27½° Eaves Fitting            | 185  |                         |                         |                         | X                       |                         |
| 27½° Ridge fitting            | 191  |                         |                         |                         | X                       |                         |
| Base flange weather shield    | 192  |                         | X                       | X                       | X                       |                         |
| Adjustable fixing bracket     | 199  |                         |                         | X                       | X                       |                         |
| Base flange                   | 152  |                         |                         |                         | X                       |                         |
| Short tee                     | 153  |                         |                         |                         | X                       |                         |
| Angle Elbow                   | 154  |                         |                         |                         | X                       |                         |
| Long Tee                      | 155  |                         |                         |                         | X                       |                         |
| Two socket cross              | 156  |                         |                         |                         | X                       |                         |

Accessories - Allen keys, ratchet, extra set screws available on request.  
Also available: 90° reducing crossover - Ref 161, in C-B, D-B and D-C.

## Welding Elbows

|       | Outside Dia<br>(mm) (inch) | Nominal Bore<br>(mm) (inch) | Wall Thickness<br>(mm) | Radius & Centre<br>to Face (mm) |
|-------|----------------------------|-----------------------------|------------------------|---------------------------------|
| WE-3  | 33.7   1 11/32th           | 25   1                      | 2.6                    | 38.0                            |
| WE-4  | 42.2   1 11/16th           | 32   1¼                     | 2.6                    | 47.5                            |
| WE-5  | 48.3   29/32th             | 40   1½                     | 2.6                    | 57.0                            |
| WE-6  | 60.3   2 3/8               | 50   2"                     | 2.9                    | 76.0                            |
| WE-7  | 76.1   3                   | 65   2½                     | 2.9                    | 95.0                            |
| WE-8  | 88.9   3½                  | 80   3                      | 3.2                    | 114.0                           |
| WE-9  | 114.3   4½                 | 100   4                     | 3.6                    | 152.0                           |
| WE-10 | 139.7   5½                 | 125   5                     | 4                      | 190.0                           |
| WE-11 | 168.3   6 5/8              | 150   6                     | 4.5                    | 229.0                           |

(Not for use in pressure applications). Self Colour only.

Austen  
Knapman

